

### ON SITE APPLICATION On stone

## RUBIO HYDROCREAM

for wood and stone

The revolutionary **Rubio® HydroCream** is a cream based on wax emulsion that gives wood, stone and other mineral surfaces a covering look and makes it water-repellent. This results in a long-lasting and high-quality protection. Thanks to its cream structure, Rubio® HydroCream is easy to apply on vertical surfaces. Rubio® HydroCream is available in 2 collections: the Traditional Collection and the Scandinavian Collection. A transparent version is also available, which will allow you to decrease the colour intensity of the existing colours. Depending on the chosen colour, type of stone and orientation of the vertical surface, the chosen colour will last between 5 to 10 years. After about 5 years, the pearl effect will gradually diminish.



## PRODUCT INFORMATION

### › Unique characteristics

- Based on wax emulsion
- Covering hydrophobic cream
- Serves as a paint
- Easy to use on wood, stone and other mineral surfaces
- 100% ecological
- Revolutionary
- Low usage: 80 to 125 g/m<sup>2</sup> per layer, depending on how absorbing the surface is
- Applicable in 1 or 2 layers depending on the look you want
- Easy to apply on other paint systems and surfaces
- Easier to apply than other paints (like acrylic paint)
- Water-repellent
- Breathable
- Moisture-regulating
- Self-cleaning
- Not film-forming, does not flake off
- VOC 2010 compliant

### › Technical characteristics

- Chemical basis: wax based
- Physical state: cream
- Density: 950-1050 g/L
- Acidity degree: 8.0 - 9.0
- Gloss level: semi matt
- Drying time: depending on the climatic conditions: ± 12 hours · Dry to the touch after 30 minutes
- The pearl effect already starts after 3 hours

### › Storage

The product can be stored for up to 12 months. Store in dry conditions and in the original unopened packaging. Protect from frost.

### › Packaging

Can 100 ml, 1 L, 2,5 L, 5 L and 20 L

### › Colours

#### Traditional Collection




DIRTY GREY #1




TIMELESS GREY #2




MISTY GREY #3



GRAVEL GREY #4



BLUE GREY #5



GREEN GREY #6



BOLD BLACK #7



CREAMY WHITE




MOCHA CREAM



RICH ALMOND




SALTED CARAMEL



BURNED  
CHOCOLATE



SOFT TAUPE



DEEP TAUPE


#### REMARK

The colour Transparent #0 can be used to decrease the intensity of the other colours.

#### Scandinavian Collection




SNOW WHITE




OSLO OCHRE




SWEDISH RED




QUIET GREEN




FOREST GREEN




COUNTRY GREEN




FJORD BLUE



AURORA BLUE



NAVY BLUE



ICE BLUE

The colours shown are for reference only and are not binding.

### APPLICATION INFORMATION

#### › Preparation

- Ambient temperature: 10 °C – 25 °C
- Substrate temperature: 10 °C – 25 °C
- Application temperature: 10 °C – 25 °C

#### › Instructions for use

*On site application - on stone*

**STEP 1** Ensure that the surface is dry and clean. All moss and other loose material need to be removed with high pressure.

**STEP 2** Stir Rubio HydroCream well before applying it (undiluted), carefully and evenly, to the vertical surface with a brush or roller suitable for water beaded products, in the direction of the bricks. It's best to work wet in wet. Spread out the product in one go with the application brush.

**STEP 3** A second coat can be applied when the first coat is dry. This depends on the climate, but a time frame of 3 hours should be held as a minimum.

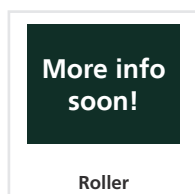
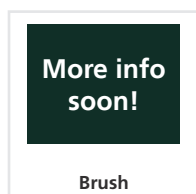
#### › Consumption

- Depending on the type of substrate: 80-125 g/m<sup>2</sup>. The exact amount needed depends on the absorption of the substrate.
- These coverage indications are purely indicative. You must use a sample to determine the exact coverage.

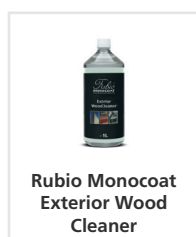
#### › Tips

- We recommend always using a sample on the underground that was chosen for the project.
- Rubio HydroCream is great for soft wood types and bricks.
- Apply 80 to 125 g/m<sup>2</sup> in 1 single coat. The exact amount needed depends on the absorption of the substrate.
- Maximum permissible moisture percentage is 18 %.
- Stir well before use.

#### › Tools



#### › Related Products



Check the packaging and the safety data sheet for more details.

For our complete assortment of products and machinery for the protection and colouring of interior and exterior wood, please visit [www.rubimonocoat.com](http://www.rubimonocoat.com)

YOUR DISTRIBUTOR:

**LIABILITY:** It is the user's responsibility to establish, through his own tests, whether the product is suitable for the chosen application. In no case can Muylle Facon NV be held liable for any consequential damage. The information above may be subject to changes, which will be published in the updated versions of the technical data sheet. We cannot be held liable for poor results due to causes that are not related to the quality of the product. This technical information has been drawn up based on the currently available information and knowledge. The most recent technical data sheets can be requested or are available on the website. **Date of TDS: 20/02/2020. Check the safety information before using the product.**



## Rubio<sup>®</sup> MONOCOAT

MUYLLE  FACON

**Muylle Facon BVBA**  
Ambachtenstraat 58  
8870 Izegem (BELGIË)

Tel. +32 (0) 51 30 80 54  
Fax +32 (0) 51 30 99 78  
[info@muyllefacon.be](mailto:info@muyllefacon.be)

[www.rubimonocoat.com](http://www.rubimonocoat.com)